

SPECIFICATIONS Mycenter-HX630G

Table

Table Size	630 x 630mm (24.8" x 24.8")
Table Indexing	0.001 Degree (4th Axis)
Tapped Hole (Size x Qty.)	M16 x 2.0 x 25
Max. Table Load	1,500kg / (3,300 lbs.)
Max. Workpiece Dian.	Ø1,080mm (Ø42.5")
Max. Workpiece Height	1,300mm (51.2")

Travels

X-Axis Travel	1,100mm (43.3") / Twin Ballscrew Design
Y-Axis Travel	920mm (36.2") / Twin Ballscrew Design
Z-Axis Travel	1,050mm (41.3") / Twin Ballscrew Design
B-Axis Travel	0 to 360 Degrees Full 4th Axis
Table Surf. to Spindle Center	100 ~ 1,020mm (3.9" ~ 40.2")
Table Center to Spindle Nose	100 ~ 1,150mm (3.9" ~ 45.3")

Spindle

Spindle Taper	#50 NST (HSK-A100 Opt.)
Spindle Speed	35 ~ 12,000min ⁻¹ (8,000min ⁻¹ Opt.)
Drive Method	Gear Drive, 4 Step
Maximum Spindle Torque	585.9 N•m (432.1 ft•lbs)
Spindle Motor	40kW (53HP AC/15 min) 22kW (30HP AC/Cont.)

Feed

Rapid Feed X,Y,Z	60m/min (2,362ipm)
Cutting Feed Rate X,Y,Z	60m/min (2,362ipm)
Rapid Feed (B Axis)	12,000 deg/min (33.3min ⁻¹)

APC

Number of Pallets	2
APC Change Time	14.7 seconds

ATC

Tool Storage Capacity	62 Tools (Opt. 112, 122, 162, 212)
Tool Selection Method	Random bi-directional, Fixed Pot
Tool Holder Style	CT (BT) 50
Max. Tool Dia.	Ø125mm (Ø4.9") / Ø320mm (Ø12.6")
Max. Tool Length	650mm (25.6")
Max. Tool Weight	30kg (66 lbs.)
Tool to Tool	2.1 seconds
Chip to Chip	5.2 seconds, min.

Utilities

Power Requirement	65KVA, 200v AC, 3 Phase
Air Requirement	0.5 MPa, 410L/min (90psi, 14cfm)


Machine Dimensions

Required Space (W x D)	4,134 x 5,760mm (162.7" x 226.8")
Machine Height	3,513mm (138.3")
Machine Net Weight	21,000kg (46,200 lbs.)


Control

Control	Arumatik®-Mi
---------	--------------

Available Options



Spindle and Tool Probes



Field Retrofittable 5th Axis Rotary Tables (available on both pallets)

Up to 1000psi Coolant Thru the Spindle Available



- Machine Monitoring Software Suite
- MTConnect Ready Adaptor



Field Expandable Multi-Pallet Systems




Kitamura Machinery Co., Ltd. (Headquarters)
TEL: +81.766.63.1100 FAX: +81.766.63.1128
www.kitamura-machinery.co.jp

Kitamura Machinery of U.S.A., Inc. (Chicago)
TEL: +1.847.520.7755 FAX: +1.847.520.7763
www.kitamura-machinery.com

Kitamura Machinery GmbH (Düsseldorf)
TEL: +49.211.65.6077 FAX: +49.211.904.7916
www.kitamura-machinery.eu

MYCENTER[®] HX630G




HORIZONTAL MACHINING CENTER

SIMPLIFY THE COMPLICATED

HX630G Designed to tackle the toughest large part machining challenges


The ideal HMC for extra large parts and multi-fixtured tombstones

- Field expandable 2-station APC with 4th axis rotary table with Heidenhain high resolution rotary scale. 10 arc/sec positioning, 3 arc/sec repeatability.
- Ultra-high-speed rapid/cutting feeds, 60m/min (2,362ipm) on solid box ways
- Patented twin ballscrew and dual feedback technology in X, Y & Z axes
- Standard 62T (field expandable) fixed pot ATC can be expanded in the field up to 212 tools
- Powerful 53HP, 4-step gear driven, 12,000 min⁻¹ spindle. 8,000min⁻¹ and HSK spindle configurations are available options
- Fine resolution linear scale feedback in all axes (X,Y & Z)
- Standard 220psi coolant thru the spindle and wash coolant
- Double decker style chip conveyor and filtration system



Kitamura castings provide critical design benefits:


- Premium grade Meehanite cast iron
- Solid column construction
- Hand-scraped surfaces for absolute perfect fit with no gaps
- Solid Induction Hardened Boxways produced at our factory in Japan
- Zero overhang for guaranteed static accuracies of +/- 0.002mm (+/-0.000079") / full stroke



With Power to handle the toughest cutting conditions the Mycenter-HX630G features a 53HP, high-torque, 4-step gear driven spindle that delivers high-efficiency cutting performance with low energy consumption. 8,000min⁻¹ and 12,000min⁻¹ configurations are available.



Induction hardened solid box guideways with linear scale feedback on all axes with twin ballscrew design in X, Y & Z axes.



The Mycenter-HX630G is designed to handle your largest part machining requirements. It easily handles workpieces up to Ø1,080mm (Ø42.5") x 1,300mm (51.2") H. The HX630G has a table load capacity of 1,500kg (3,300Lbs).



Pioneering Icon CNC Operation with Interactive Touchscreen Display Technology

Arumatik® Mi

- 67 Million pulse encoder technology with 8,192 block look-ahead processing speeds
- Software upgrades throughout the life of the control
- Fanuc user-friendly
- Completely customizable and expandable user experience
- Video Guidance and visual programming screens
- Anywhere-RemOte® E-Mail status updates

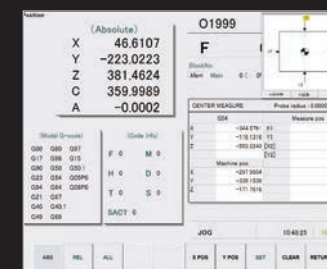
Positioning Accuracy +/-0.002mm (+/-0.000079") / Full Stroke

World renowned JAPANESE

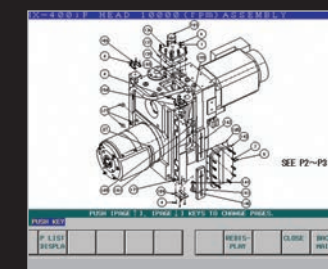
The latest in control technology with a focus on ease of use for the operator



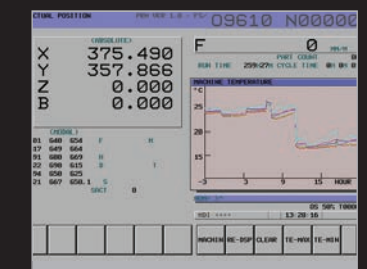
Customizable Icon Screen. Advanced touch screen capabilities with user customized main menu touch screen and a variety of visual programming screens and functions that offer the operator faster and easier methods of part set-up and processing.



Work Set Assistance. Set-up work offsets with just a few keystrokes. Four types of measurements are possible. Edge side measure, center measure, 3 point diameter center measure and corner measure if angular.



Maintenance Support Function. Kitamura's Maintenance Support Function Offers operator convenience in displaying methods of machining maintenance, repair and parts support on the NC Screen



Intelligent Advanced Control System. Controls the effects of heat displacement in order to ensure continuous accuracy in machining. Minimizes head displacement to less than +/-5 microns. 6 sensors positioned on the machine measure and monitor temperature of machine and compensation guarantees positioning accuracy of +/-0.002mm (+/-0.000079") / Full stroke. Kitamura patented system since 1998.

*Daily Thermal Graphic Display

Repeatability +/-0.001mm (+/-0.000039")

design, engineering and manufacture since 1933